

# The Design Explorer

## The Ashlar-Vellum User Newsletter

Second Quarter, 2008

### Cobalt<sup>TM</sup>, Xenon<sup>TM</sup> & Argon<sup>TM</sup> v8 Releasing on Power PC


Cobalt, Xenon and Argon v8 should be releasing the week of June 23rd for the Macintosh Power PC. The trio was previously released for Windows on January 28th.

The Mac Intel version is still in beta and is anticipated in about another month. Mac Intel users have two options during this time.

- ▶ Use the released version of v8 for the Power PC, which runs seamlessly on the Intel Mac under Rosetta emulation on the Leopard version of OS X. The only difference will be a slight speed increase once the Intel version is released.

- ▶ Use the beta version for Intel for everything except photo-realistic rendering. Do all of your design work in the very stable beta then switch to the released version for the Power PC for rendering only.

To download these versions go to [www.ashlar.com/v8](http://www.ashlar.com/v8).



Power PC

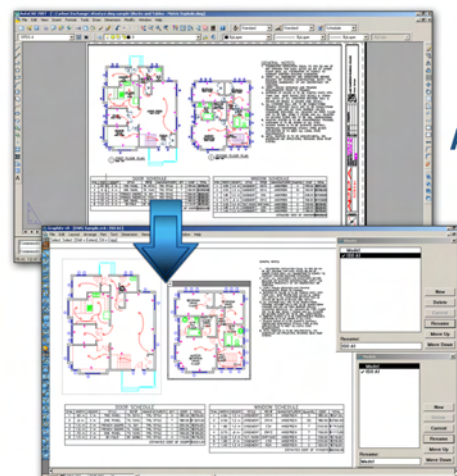
### Graphite<sup>TM</sup> v8 SP1 in Beta

By the time you read this, Service Pack 1 for Graphite v8 will be in public beta or may possibly even be released. The latest build is posted to the website and can be reached through [www.ashlar.com/v8](http://www.ashlar.com/v8).

Initial results show a 3X performance increase for zoom, pan and select functions, and 2X for file loading under Leopard on an Intel machine. While this sounds exciting, please bear in mind that only 1 to 2% of our Graphite users have files that

are large enough or complex enough to really notice the difference.

In addition to support for Mac Intel, this version imports AutoCAD layouts with their views into Graphite sheets on both Mac and Windows. This is the single most requested DWG import feature we've had.



AutoCad

Graphite

## What is Organic Workflow™?

Organic Workflow is what Ashlar-Vellum calls our non-linear creative process that allows designers to create outstanding products through easy design iteration, transparent tools, and hands-on control of the production process. Using Organic Workflow a designer can start anywhere necessary within the design process and move freely in any direction. This allows the design process to sustain radical change while still maintaining integrity.

To better understand this unique design process, we interviewed 15 designers from around the world. Their comments are available in the movie discussed on page 3.

Ashlar-Vellum uniquely supports Organic Workflow through:

- Non-linear workflow
- Parametric history on demand
- Transparent tools
- Holistic tool palette
- Continuous cross-team communications

Let's discuss each of these in greater detail.

### Non-linear Workflow

An organic workflow is a non-linear or non-serial workflow. It fosters flexibility, spontaneity and free play by the designer as he or she works through ideas and tries new things.



*Holambra Flower Auction Complex designed by Bert Lonsain, the Netherlands.*

### Parametric History on Demand

Parametric history is a designer's most powerful tool, making design changes fast and easy. But it can also constrain creativity and become a bother. If a designer is free to use parametric history when needed, yet ignore it during the times when it's not, it greatly increases the creative process. Ashlar-Vellum software uniquely allows designers to use history on demand to explore a design as best fits the process.




*Amalfi Bathtubs by Victoria & Albert designed by Kevin Quigley, the United Kingdom.*

### Transparent Tools

Like all great tools, product design software must disappear into the background, becoming an automatic extension of the designer as he or she

concentrates on the project at hand. Ashlar-Vellum tools are so transparent they don't require the designer to think about them. They work the way a designer thinks. They are easy to learn and allow the designer to simply play.



*ORIDJI Office System designed by Michael Golino of DesignJourney Industrial, USA.*

### Holistic Tool Palette

Designers require a holistically integrated palette of both engineering and design tools that includes wireframes, solids and surfaces without switching from one mode to another. They want to freely sketch, develop the model, provide photo-realistic renderings, animations and precision engineering drawings, using the

**Continued...**



*Soap Dishes designed by Celso Santos of Rio 21 Design, Brazil.*

same program. Ashlar-Vellum provides a uniquely holistic palette of tools giving designers power that was previously only available to engineers.


**Continuous Cross-team Communications**

Because product design is an organic process, different deliverables are required by different people along the way.

Our software never demands that X, Y and Z be completed before A, B or C can be shown. Pass any type of 2D or 3D data to any part of your team at any point in the process.

Ashlar-Vellum designers create some of the most amazing products in the world. By starting with a designer's point of view and being allowed to experiment, explore and play

they not only make their designs come alive they make life better.



*Cradle Lounge Chair designed by Mark Robson, France.*

**Ashlar-Vellum Organic Workflow Movie**

We interviewed 15 designers and pared 15 hours of recordings down to 15 minutes of sound bites. We put these together in a 27-minute QuickTime movie that you can viewed by [clicking here](#) or accessed through the banner on the Ashlar-Vellum home page. Suitable for Mac or Windows, the movie requires QuickTime 7.

Simply click on the desired link to view the movie from your browser. For more consistent streaming it can be saved to your hard drive by right clicking on the link and choosing "Save Target As..." or "Download Linked File As..." depending on your browser.

**Full Screen High Resolution**

This high resolution version is in .MOV format and suitable for QuickTime.

Anticipated Download Times: 4 hrs at DSL 384 Kbs • 1 hr at DSL or Cable 1.5 Mbs • 10 min at Cable 6 Mbs.

**PodCast Resolution**


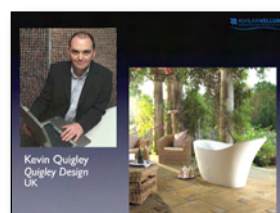
This lower resolution version is in .M4V format and is suitable for QuickTime, iTunes or iPods.

Anticipated Download Times: 40 min at DSL 384 Kbs • 10 min at DSL or Cable 1.5 Mbs • 2 min at Cable 6 Mbs.

**What is Ashlar-Vellum's Organic Workflow™?**

Graphics courtesy of Celso Santos.

**Click to Hear What our Designers have to Say**

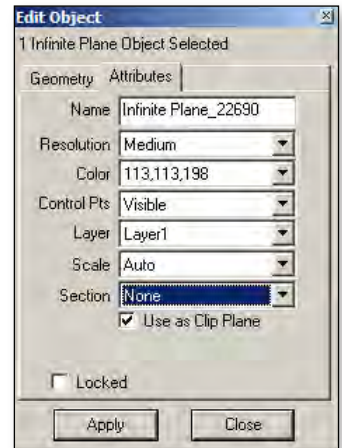
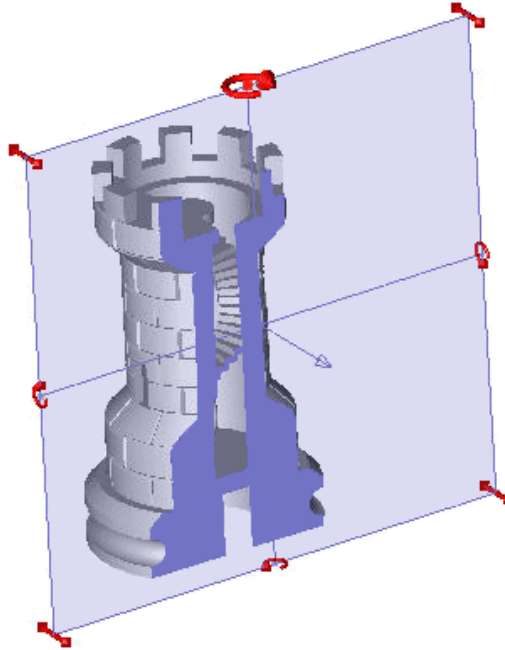


## New Features in Cobalt, Xenon and Argon v8

Below are a few of the things that are included in the new release of v8 for Cobalt, Xenon and Argon.

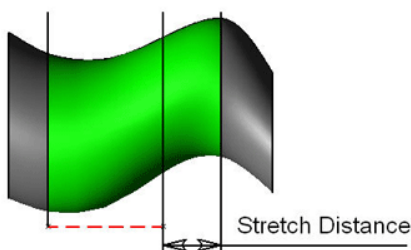
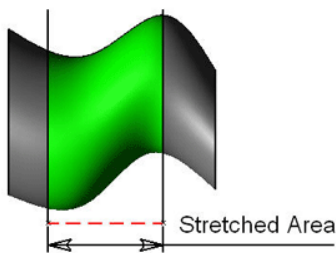
### Enhanced Clipping Plane

Clipping planes are enhanced with interactive visual clipping and sectioning. Simply designate an infinite plane as a Clipping Plane and all objects on the screen are visually clipped and sectioned. Handles now appear on an expanded plane indicator, making it easy to get just the section view desired. It's now possible to control the display colour of the sections and combine two or more clipping planes in one scene.



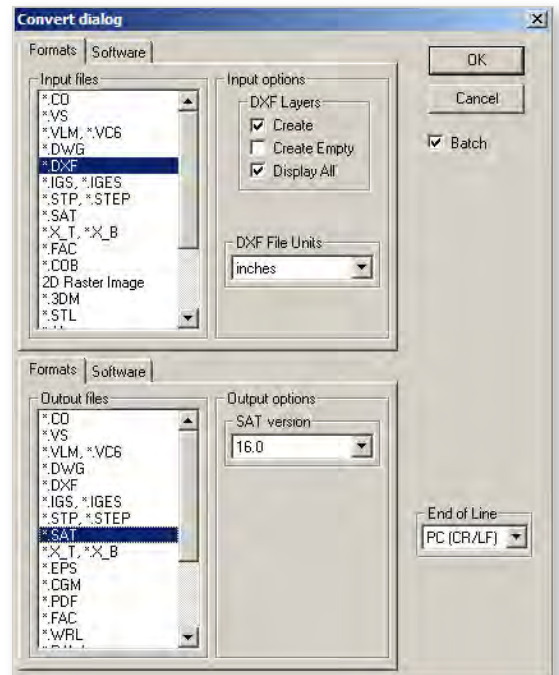
### Stretch Tool

This new tool stretches a solid along an axis while maintaining G1 continuity (tangent) for the affected and adjacent surfaces.



### Batch Convert

In v8 it's easy to convert entire folders of files from one type to another by automating the import/export process.



## New SolidsWorks & Cobalt Movie in Production



We are currently finishing up another presentation in which eight Cobalt users talk about also using SolidWorks. This 12-minute movie recognizes that some projects are more appropriate in one program than the other. It discusses SolidWorks' linear workflow with its more robust but very rigid parametric history

versus Cobalt's organic workflow with flexible parametric history available on demand. It also talks about starting a project in Cobalt because of its easy ideation, then moving to SolidWorks to deliver the file including the parametric history in SolidWorks format.

## New Best Things about Ashlar-Vellum Movie in Production

Also in production is a short presentation on the best things about using Ashlar-Vellum software. If you'd like to be included in this presentation, contact Julie Bou immediately to set up a short interview in

which your comments can be recorded and used as part of the presentation along with drawings, renderings or other images of your design work. You can reach Julie at [julie.bou@ashlar.com](mailto:julie.bou@ashlar.com) or 800 877 2745 ext. 1130.



## Success Stories with Sound Bites

A new addition to our most recent success stories is the use of sound clips where you can hear our designers share their thoughts and options about using Ashlar-Vellum software. Many of these audio clips have information in addition to what is in the printed success story. Check out the first two from Fred Puksta. From [www.ashlar.com](http://www.ashlar.com) go to:

**Gallery>Success Stories>**

**In Loving Memory**

or

**Innovative Kitchen Design  
Made Easier in Cobalt**



## Running on 64-bit Processors

All Ashlar-Vellum software will run on machines with 64-bit processors under Windows or Macintosh operating systems, however, they are themselves only 32-bit applications. This means that they will use 2 GB of memory maximum.

## Welcome Elena Subbotina

Elena Subbotina has joined the European office of Ashlar-Vellum. She'll be working on order processing, our customer database and the Digital Asset Management system, so she's a very good person to get to know.

Lena has spent her whole life in Kiev, where she is currently studying Applied Math at Taras Shevchenko National University. She is a skier, a singer, and interested in eastern cultures.



## New Assignments within Ashlar-Vellum

Congratulations to **Yuriy Sevchuk** who has been promoted to team lead on Ashlar-Vellum's True-fit custom consulting project for Snap-on Tools.



Welcome to **Anna Begma**, who has moved from our Graphite development department to the True-fit team.



We appreciate the valuable contributions of each of our team members and are pleased when we can offer them new challenges.

## Why Do I Get a Funny Text File when Downloading Old Software Versions?

The most common reason for this is because you're trying to install old software on a new machine for which it was not intended. For Ashlar-Vellum customers this commonly occurs as seeing an HQX file on a Mac.

If your computer is not set up to recognize the HQX file type, your web browser will attempt to display it as text.

When these old versions were created, the only compression

software that was included on the Mac under OS 9 was Stuffit HQX. In later versions of OS X this software was no longer included.

To download legacy software onto your new machine:

1. Tell your browser to **download**, not display the file. Do this by CTRL Clicking or Right Clicking the mouse on the link and selecting **Save Link As** or **Download Linked File**, depending on your browser.

2. When you get the file onto your machine, go to [www.stuffit.com](http://www.stuffit.com) and download and install their free Stuffit Expander for your system.

NOTE: Legacy versions of Ashlar-Vellum software built for OS 9 will rarely run on OS X, since it didn't exist when our software was released. There is a good possibility that once the HQX file is unpacked it will not run on your new machine.



## In Loving Memory

*Furniture designer Fred Puksta and his six brothers and sisters wanted something really special as a memorial to their parents, Lorraine and Charles Puksta. While both parents were still alive, Fred started working with them to design something that reflected both of their wishes. A black granite bench with a mosaic tile inlay was envisioned, but the pattern of the mosaic required several revisions until they hit upon using a replica of an actual stained glass window donated by Lorraine's parents to the church her Polish immigrant grandparents help found in Claremont, New Hampshire.*

Fred used Cobalt to design the bench, then exported the model in various formats to coordinate with four different artisans around the world in the actual manufacturing. For the Chinese stone fabricator Puksta produced full sized interlocking templates by outputting the model on a plotter, then spray-mounting the paper to plywood and using a band saw. He did similar templates for the mosaic artist in Florida, the ceramic artist who was hand painting the Madonna in Massachusetts, and the stone worker in Vermont. Because each of these pieces had to fit perfectly together with the others, accuracy was paramount.

Puksta always models in Cobalt because, as he puts it:

***"If you pick up a tool like a paintbrush you want it to be an extension of your body, your mind and your heart. You don't want to be slowed down because the tool does not function seamlessly. If I get stuck in the mechanics of the program verses the creation of the aesthetic, that is disheartening and shuts down the whole creative process."***

The Chinese fabricator, the mosaic artist and the ceramic painter all worked concurrently on the project over a year and a half. Once the stone bench finally reached the United States, the stone worker in Vermont did the final assembly and lettering. Because of Cobalt's precision modelling and export capabilities, and Puksta's attention to detail, everything fitted together perfectly. Throughout the entire process Puksta was able to keep all of his siblings across the country up to date with electronic drawings and renderings from Cobalt.



Puksta used Cobalt to model the bench and create precision templates so the work of four artisans would fit together perfectly for this memorial.

### **Background/Contact:**

For more details on this project contact:

**Fred Puksta**

12 Evans Lane

Keene, NH 03431

Phone: 603-357-6345

Website: [www.fredpuksta.com](http://www.fredpuksta.com)

E-mail: [fpuksta@aol.com](mailto:fpuksta@aol.com)



## Innovative Kitchen Design Made Easier in Cobalt

*Furniture designer and long-time Cobalt advocate, Fred Puksta is the Product Designer for Crown Point Cabinetry, makers of top-of-the-line, handcrafted, custom cabinets for kitchens and other rooms. As Product Designer, Puksta is responsible for the creation of new products and detailing customer's custom requests.*

At home, Fred and his wife, LeeAnn, have continually bought older houses and renovated them. Recently, while remodelling their latest kitchen, Puksta had an idea to produce several unique design aesthetics within a frameless construction. He worked collaboratively with Brian Stowell, owner of Crown Point Cabinetry, to develop this new, more affordable line of semi-customized kitchen cabinets. Fred and LeeAnn's kitchen became the prototype.

Marketed as The Limited Line by Crown Point, the new construction paradigm allows modular substitution of patented components, such as decorative end panels, valences, doors, mouldings and feet, to create different styles. In addition, some cabinets embrace the tenants of Universal Design providing accessibility for all people, including the 6'3" Fred, and 4'11" LeeAnn. These include pull-down shelf units, a table on a pneumatic cylinder that adjusts to any work height from 28½" up to 45", a no-touch trash drawer that opens with a foot pedal and closes with the push of the knee, soft-closing kitchen drawers that shut automatically with a gentle push, and an island that can be repositioned as a peninsula or removed entirely.

Fred uses Cobalt, both at home and at work because of its extreme ease of use. As he puts it:

***“The single best thing about Cobalt is the Drafting Assistant. That’s probably the best thing that’s been invented with respect to CAD programs because, especially in a 3D environment, it is so easy to use when the Drafting Assistant is helping you determine where you are in 3D space. It’s really phenomenal.”***

Puksta's extended creativity allowed him to develop a commercial product line while renovating his own kitchen. Designers like Fred use Cobalt so that all of their mental energy goes into creating their design and not into how to run their software.



The Puksta kitchen with the pneumatically adjustable table at the end of the island.



Pull-down shelves.



No-touch trash drawer.

### **Background/Contact:**

For more details on this project contact:

**Crown Point Cabinetry**

462 River Road

Claremont, NH 03743

Phone: 1-800-999-4994

Website: [www.crown-point.com](http://www.crown-point.com)

E-mail: [fpuksta@crown-point.com](mailto:fpuksta@crown-point.com)